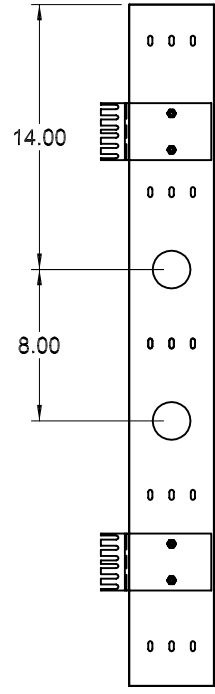
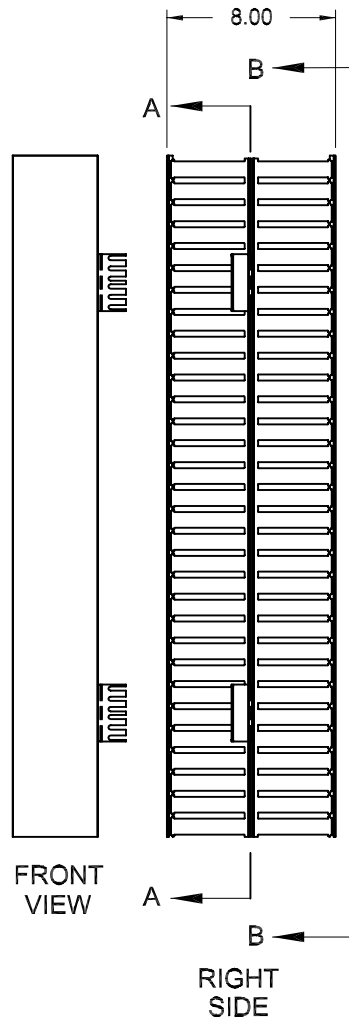
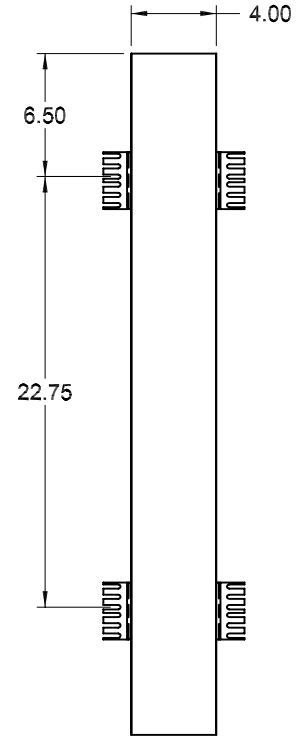


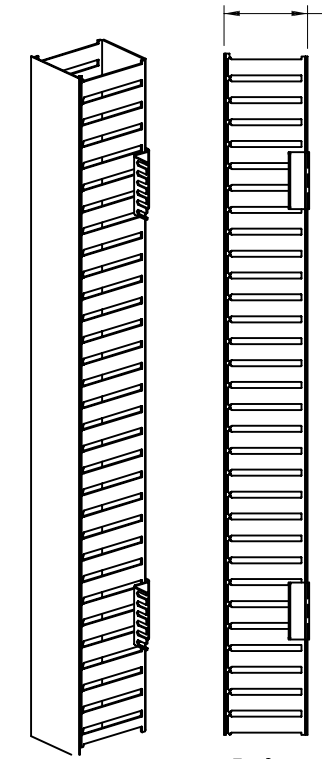
REVISION HISTORY				
REV	SHT	DESCRIPTION	DATE	BY
A		ALL RELEASE NEW	6/1/07	JFM



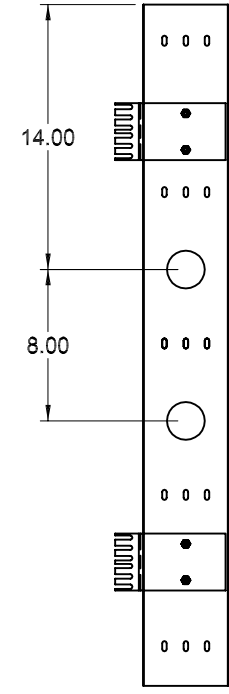
SECTION VIEW "A-A"
VCMFD-36DS
(WITH 4 COVERS)



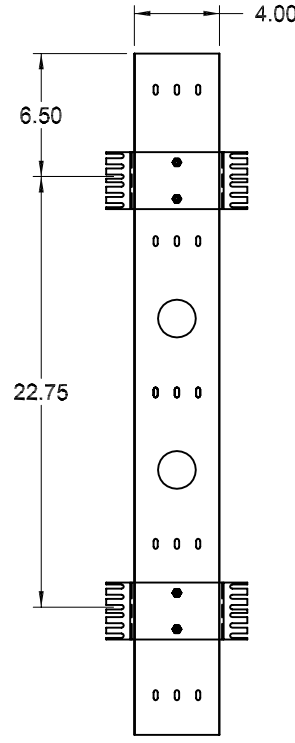
VCMFD-36DB
(WITH 4 COVERS)
BACK VIEW "B-B"



ISOMETRIC FRONT VIEW
RIGHT SIDE



VCMFD-36SS
(WITH 2 COVERS)
BACK VIEW



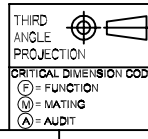
VCMFD-36SB
(WITH 2 COVERS)
BACK VIEW

NOTES: UNLESS OTHERWISE SPECIFIED.

1. EACH CARTON CONTAINS: (QTY 1) FINGER DUCT 36" ASSEMBLY WITH COVERS, AND (QTY 4) #12-24 MOUNTING SCREWS.

NOTICE: MOUNTING BRACKET STYLE MAY VARY, WHICH MAY CAUSE VARIABLE ADJUSTMENTS IN MOUNTING HOLE DIMENSION LOCATIONS.

UNCONTROLLED COPY



VCMFD-36SB	FINGER DUCT, VERTICAL, 36", SINGLE SIDED, BRIDGE MOUNT
VCMFD-36SS	FINGER DUCT, VERTICAL, 36", SINGLE SIDED, SIDE MOUNT
VCMFD-36DB	FINGER DUCT, VERTICAL, 36", DOUBLE SIDED, BRIDGE MOUNT
VCMFD-36DS	FINGER DUCT, VERTICAL, 36", DOUBLE SIDED, SIDE MOUNT
OCC PART NO.	DESCRIPTION
UNCONTROLLED COPY	
UNLESS OTHERWISE SPECIFIED DIMENSIONS ARE IN INCHES. TOLERANCES: FRACTIONS ±1/32" ANGLES ±1/2° 3 PLACE DECIMALS ±.001" 2 PLACE DECIMALS ±.03"	
THIS DRAWING AND THE DESIGN SHOWN ARE THE PROPERTY OF OPTICAL CABLE CORPORATION AND MAY NOT BE USED AS THE BASIS FOR MANUFACTURE OR SALE WITHOUT SPECIFIC WRITTEN PERMISSION OF OPTICAL CABLE CORPORATION.	
DRAWN	D.A.Holbert
DATE	05/01/07
CHECKED	Jay Maltais
DATE	05/01/07
ENGINEER	J. Yanik
DATE	05/01/07
APPROVED	R.B.Smith
DATE	05/01/07
PREVIOUS DWG	
NEXT DWG	A
Roanoke, VA 24019 Phone: 800-622-7711 Fax: 540-265-0724 www.occfiber.com	
CUSTOMER DRAWING, VERTICAL CABLE MGMT, 36" FINGER DUCT ASSY	
SIZE	C
DWG NO.	C108355
REV	A
SCALE	NONE
SHEET	1 OF 1