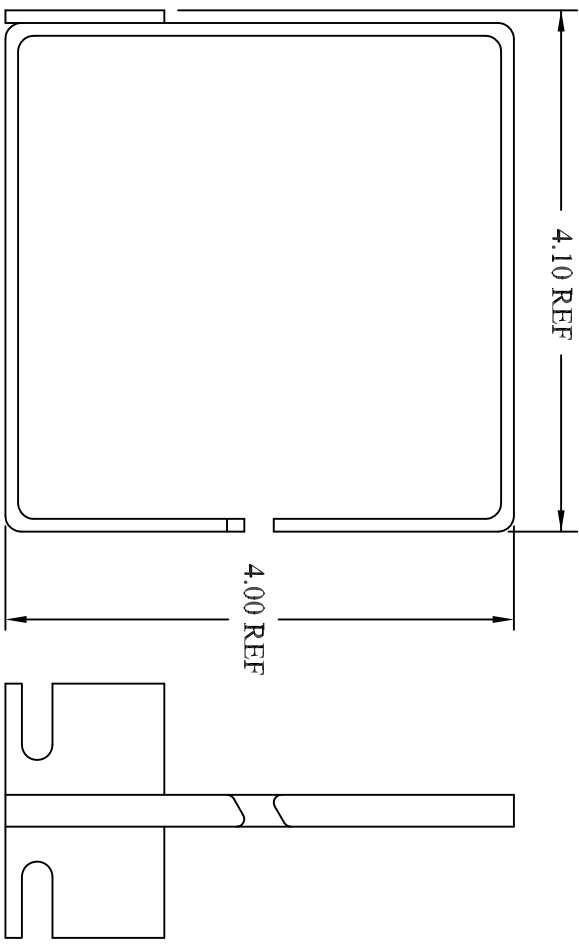
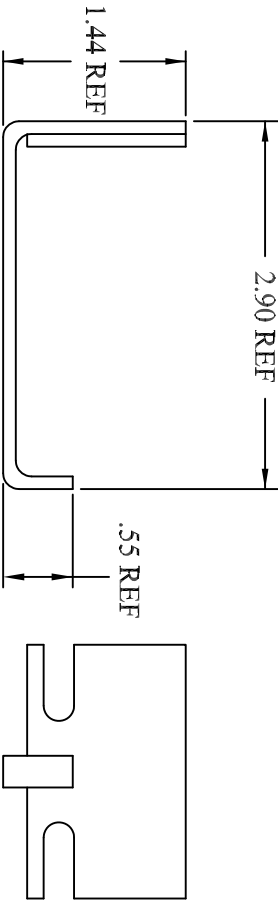
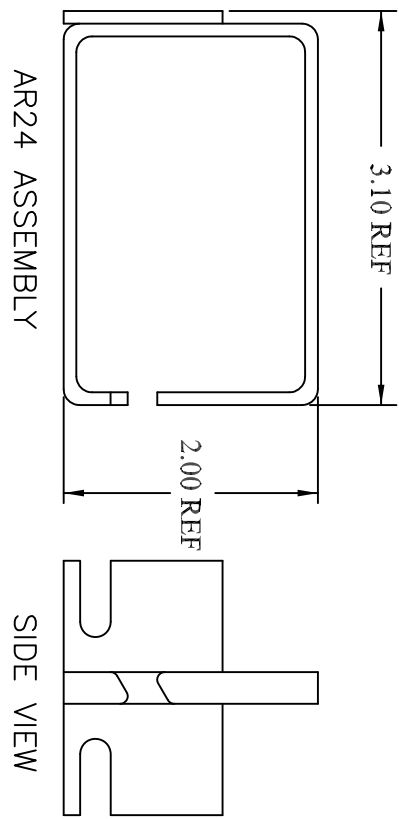


REVISIONS				
REV	SHT	DESCRIPTION	DATE	CHECKED
A	ALL	RELEASE NEW	4/11/02	RBS



RC106	RACK CHANNEL RINGS, 1.25" X 3", GREY
AR4406	AUXILIARY RINGS, 4" X 4", GREY
AR2406	AUXILIARY RINGS, 2" X 4", GREY
RC1	RACK CHANNEL RINGS, 1.25" X 3", BLACK
AR44	AUXILIARY RINGS, 4" X 4", BLACK
AR24	AUXILIARY RINGS, 2" X 4", BLACK
OCC PART NO.	DESCRIPTION

**UNCONTROLLED COPY**

UNLESS OTHERWISE SPECIFIED DIMENSIONS ARE IN INCHES. TOLERANCES: FRACTIONS ±1/32" ANGLES ±1/2° 3 PLACE DECIMALS ±.005" 2 PLACE DECIMALS ±.01"

THIS DRAWING AND THE DESIGN SHOWN ARE THE PROPERTY OF OPTICAL CABLE CORPORATION AND MAY NOT BE USED AS THE BASIS FOR MANUFACTURE OR SALE WITHOUT SPECIFIC WRITTEN PERMISSION OF OPTICAL CABLE CORPORATION.

DRAWN BY: D.A.HOLBERT DATE: 4/11/02

**OCC**  
OPTICAL CABLE CORPORATION

5290 Concourse Drive  
Roanoke, VA 24019  
Phone: 800-622-7711  
Fax: 540-265-0724  
www.occfiber.com

THIRD ANGLE PROJECTION	MATERIAL: CRS, RINGS (.093 THK)	FINISH: PAINTED: PER SMP SPEC# 100025
CRITICAL DIMENSION CODE	<p>(F) = FUNCTION</p> <p>(M) = MATING</p> <p>(A) = AUDIT</p>	
CHECKED BY: R.B.SMITH	DATE: 4/23/02	SIZE: A
ENGINEER: J.YANIK	DATE: 4/11/02	DWG NO.: C104748
APPROVED: S.VAUGHN	DATE: 4/23/02	SCALE: NONE
PREVIOUS DWG:		SHEET: 1 OF 1
NEXT DWG:		REV: A
FILENAME: C104748A.DWG		

AUXILIARY RING