REVISION HISTORY					
REV	SHT	DESCRIPTION	DATE	ECN	CHECKED
A	ALL	RELEASE NEW	1/17/08	NEW	JY
B	-	ADDED: ISOMETRIC VIEW	10/9/07	-	JY

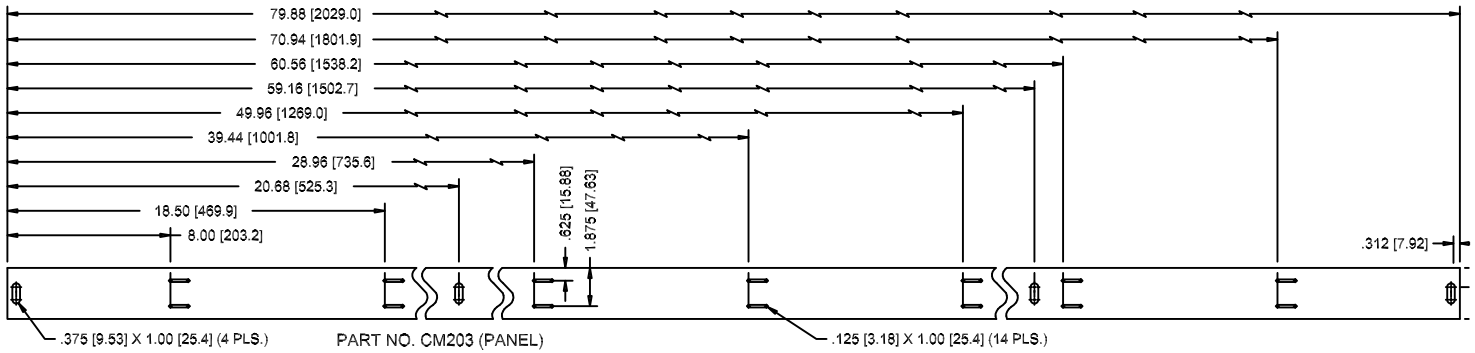

PART NO. CM203 (PANEL)

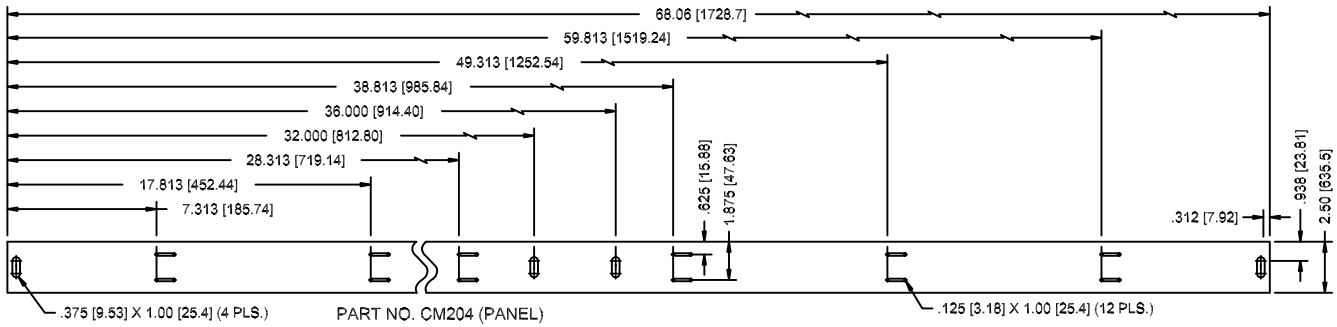

PART NO. CM204 (PANEL)

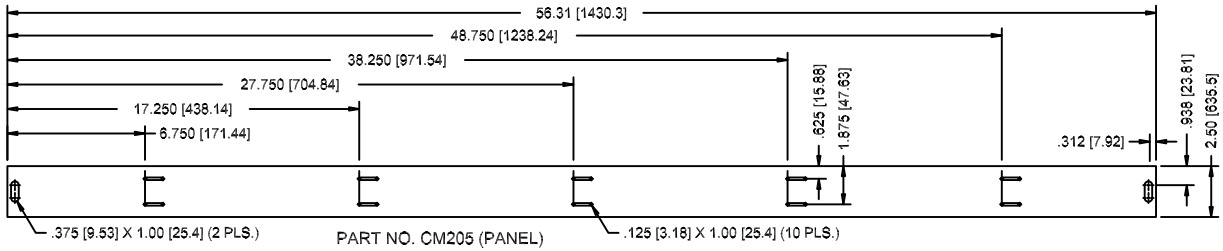

PART NO. CM205 (PANEL)

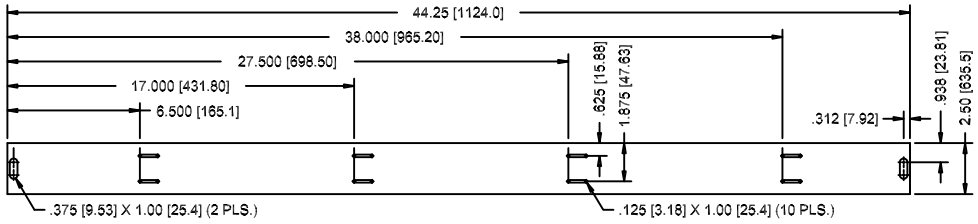

PART NO. CM206 (PANEL)

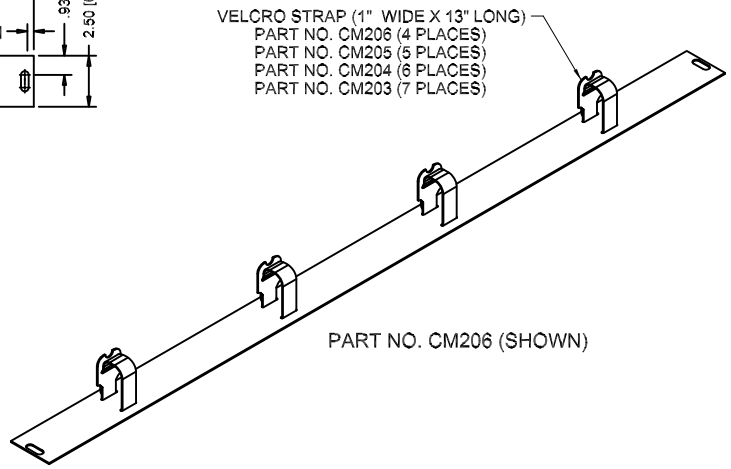

PART NO. CM206 (SHOWN)

OCC PART NO.	DESCRIPTION	RACK UNIT
CM206	RAIL, CABLE MGMT, VERTICAL, 48", BLACK	24RU
CM205	RAIL, CABLE MGMT, VERTICAL, 60", BLACK	30RU
CM204	RAIL, CABLE MGMT, VERTICAL, 72", BLACK	38RU
CM203	RAIL, CABLE MGMT, VERTICAL, 84", BLACK	45RU

NOTES: UNLESS OTHERWISE SPECIFIED.
1. DIMENSIONS ARE IN ENGLISH MEASUREMENTS.
   DIMENSIONS WITHIN BRACKETS ARE METRIC CONVERSIONS.
2. BREAKLINES IN DRAWING DETAILS ARE FOR CLARITY ONLY.

UNCONTROLLED COPY

UNLESS OTHERWISE SPECIFIED DIMENSIONS ARE IN INCHES. TOLERANCES: FRACTIONS ±1/32" ANGLES ±1/2° 3 PLACE DECIMALS ±.005" 2 PLACE DECIMALS ±.01"

THIS DRAWING AND THE DESIGN SHOWN ARE THE PROPERTY OF OPTICAL CABLE CORPORATION AND MAY NOT BE USED AS THE BASIS FOR MANUFACTURE OR SALE WITHOUT SPECIFIC WRITTEN PERMISSION OF OPTICAL CABLE CORPORATION.

OPTICAL CABLE CORPORATION
5290 Concourse Drive
Roanoke, VA 24019
Phone: 800-622-7711
Fax: 540-265-0724
www.occfiber.com

THIRD ANGLE PROJECTION

MATERIAL: PANEL: 16 GA CRS (.060 THK REFERENCE)

FINISH: PAINTED: BLACK POWDERCOAT WRINKLE PER SMP SPEC 10002512

CRITICAL DIMENSION CODE: (F) = FUNCTION, (M) = MATING, (A) = AUDIT

DRAWN	K.MORRELL	DATE	1/17/2006
CHECKED	J.YANIK	DATE	1/17/2006
ENGINEER	J.YANIK	DATE	1/17/2006
APPROVED	R.B.SMITH	DATE	1/17/2006
PREVIOUS DWG			
NEXT DWG		FILENAME	C300175B.dft

DWG TITLE: RAIL, CABLE MGMT, VERTICAL, W/VELCRO

SIZE: C | DWG NO. C300175 | REV B

SCALE: N/A | SHEET 1 OF 1