REVISION HISTORY					
REV	SHT	DESCRIPTION	DATE	ECN	CHECKED
A	ALL	RELEASE NEW	10/31/05	NEW	JY

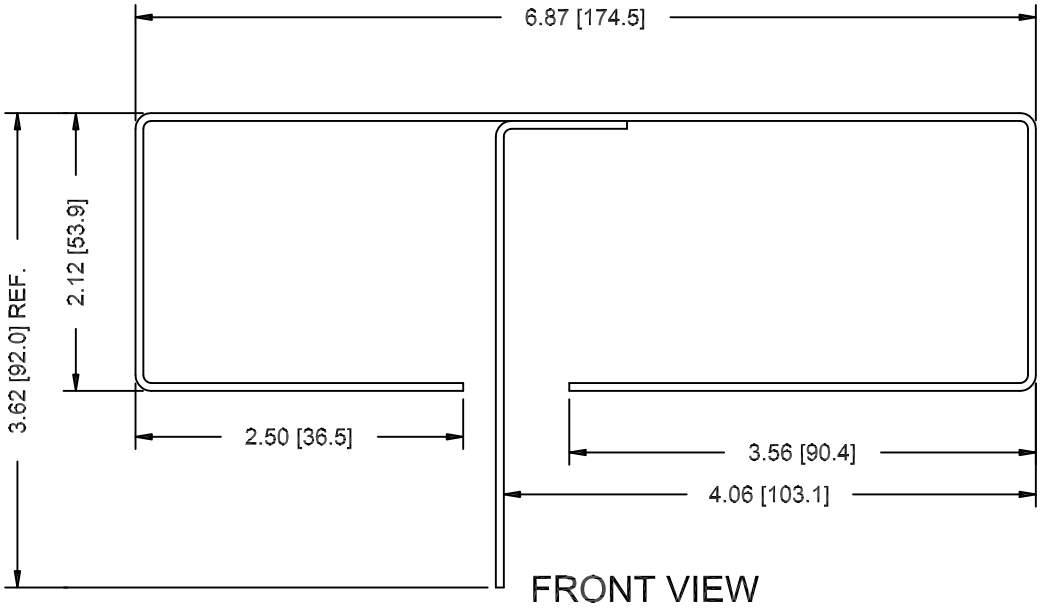

FRONT VIEW

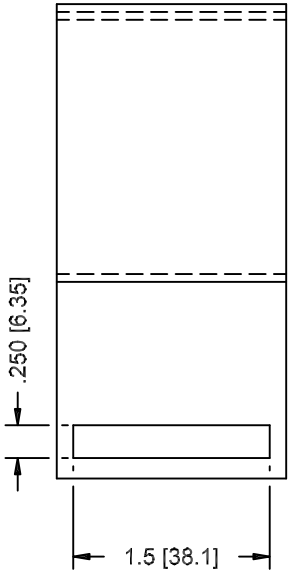

RIGHT SIDE

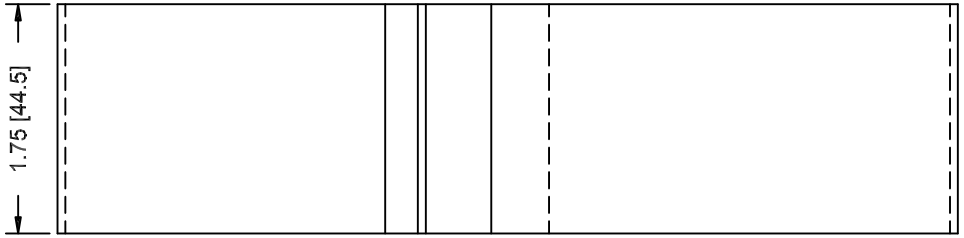

BOTTOM VIEW

CM202

OCC PART NO.

NOTES: UNLESS OTHERWISE SPECIFIED.

1. DIMENSIONS ARE IN ENGLISH MEASUREMENTS.
   DIMENSIONS WITHIN BRACKETS ARE METRIC CONVERSIONS.

UNCONTROLLED COPY

UNLESS OTHERWISE SPECIFIED DIMENSIONS ARE IN INCHES.
TOLERANCES: FRACTIONS ±1/32"
ANGLES ±1/2°
3 PLACE DECIMALS ±.005"
2 PLACE DECIMALS ±.01"

THIS DRAWING AND THE DESIGN SHOWN ARE THE PROPERTY OF OPTICAL CABLE CORPORATION AND MAY NOT BE USED AS THE BASIS FOR MANUFACTURE OR SALE WITHOUT SPECIFIC WRITTEN PERMISSION OF OPTICAL CABLE CORPORATION.

OPTICAL CABLE CORPORATION
5290 Concourse Drive
Roanoke, VA 24019
Phone: 800-622-7711
Fax: 540-265-0724
www.occfiber.com

THIRD ANGLE PROJECTION

MATERIAL
16 GA CRS
.060 THK

CRITICAL DIMENSION CODE
(F) = FUNCTION
(M) = MATING
(A) = AUDIT

FINISH
PAINTED: BLACK
POWDRCOAT WRINKLE
PER SMP 10002512

DRAWN	K.MORRELL	DATE	10/31/05
CHECKED	J.YANK	DATE	10/31/05
ENGINEER	J.YANK	DATE	10/31/05
APPROVED	R.B.SMITH	DATE	10/31/05
PREVIOUS DWG			
NEXT DWG		FILENAME	C300079A.dft

DWG TITLE: RING, VERTICAL CABLE MGMT, RELAY RACK

SIZE: B | DWG NO.: C300079 | REV: A

SCALE: NONE | SHEET: 1 OF 1